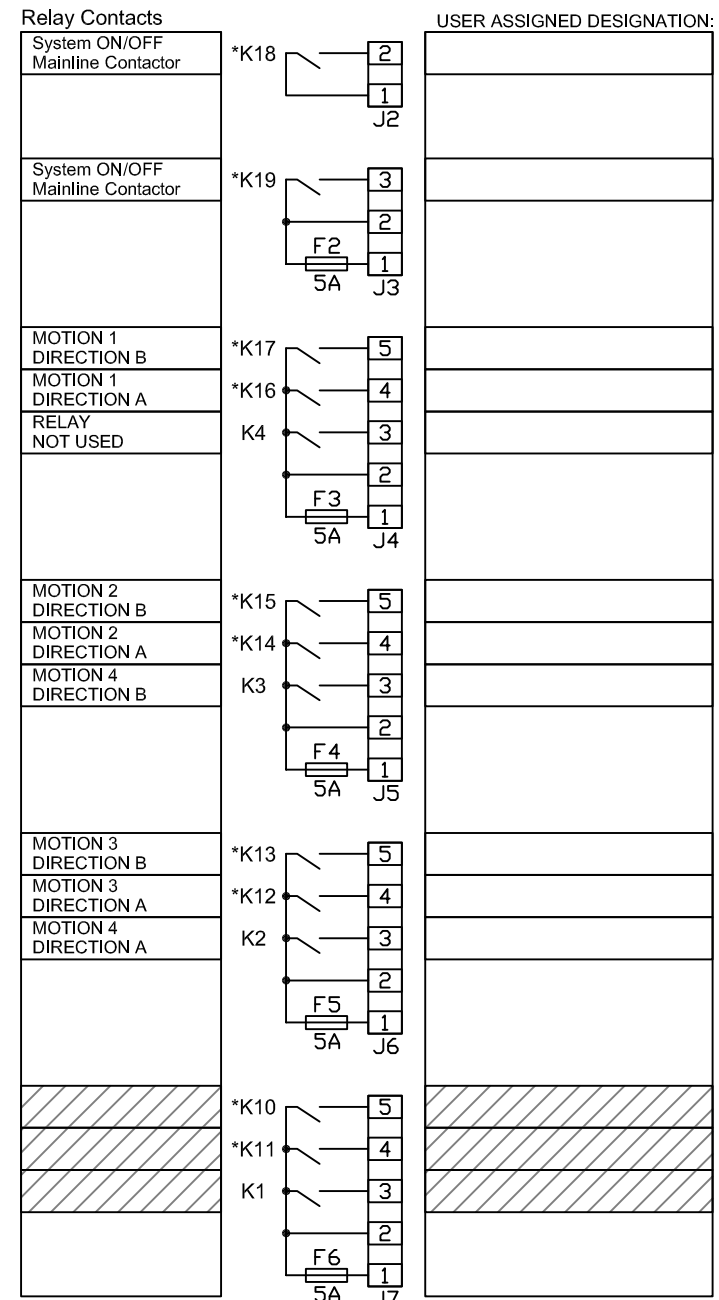
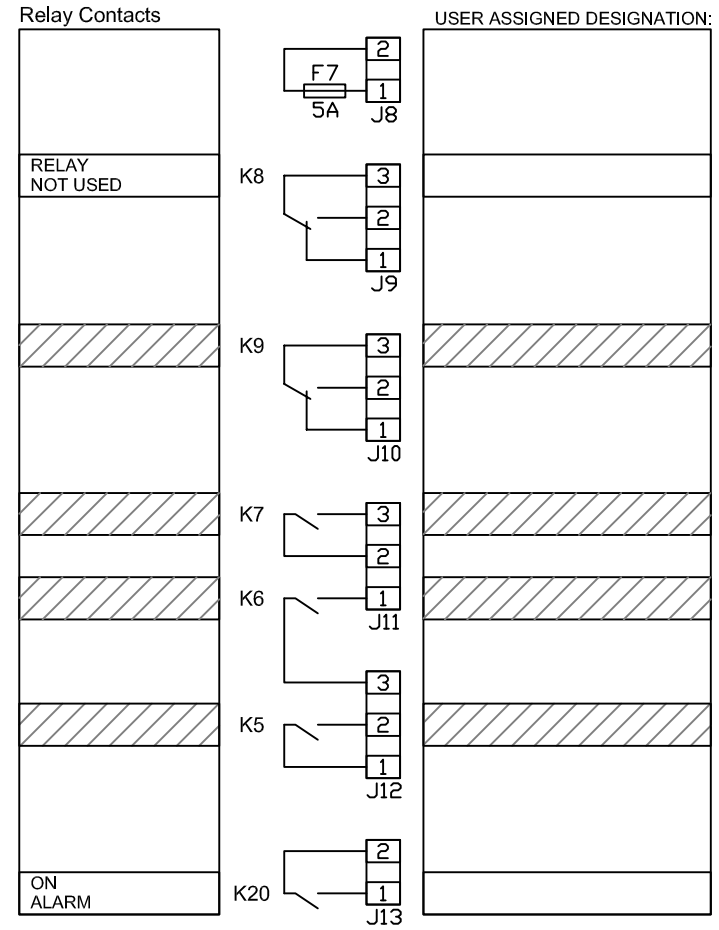
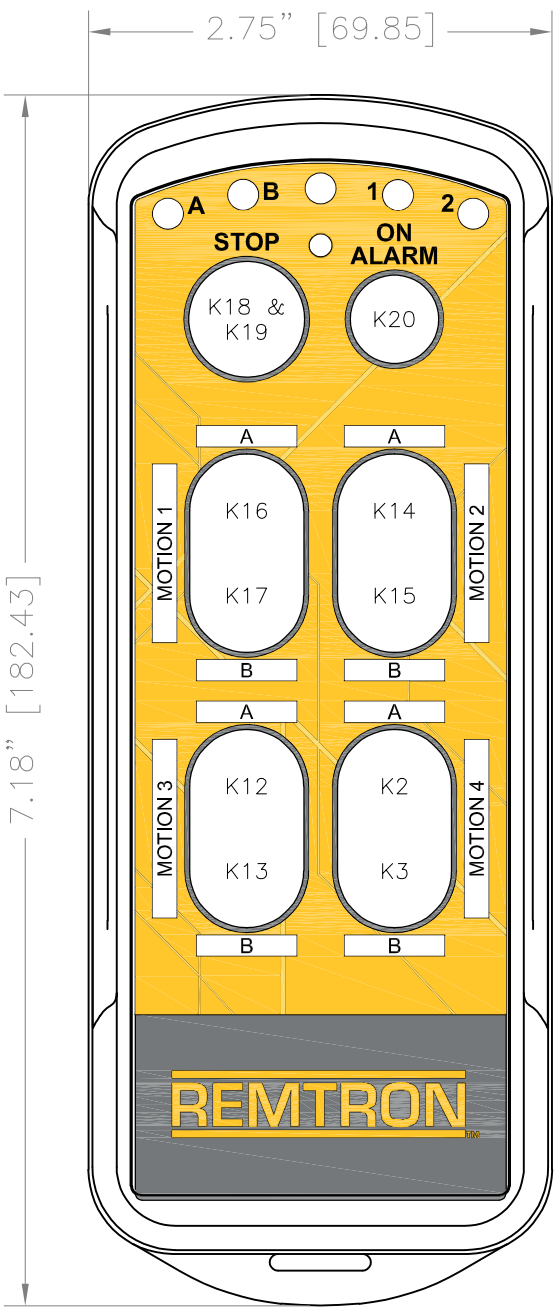
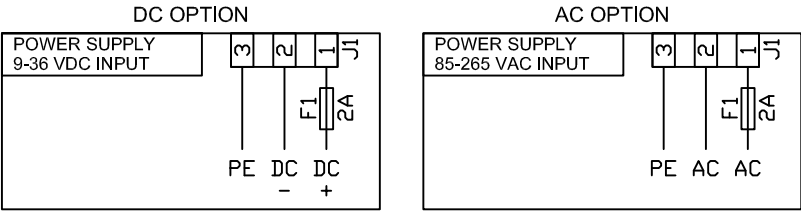


REVISIONS		
REV	DESCRIPTION	DATE
A	DRAWN PER ECD-20-0152	19JUN2020

System Model: <b>411 10R-VC X</b>		
OCU Model: <b>411-X</b>		
MCU Model: <b>10R-VC-X</b>		
Configuration: <b>4 MOTION 1 SPEED, ALM</b>		
Motors	Speeds	-
4	1	-
-	-	-
Additional Functions	# OF RLY	Additional Functions
ON - ALARM	1	-
-	-	-
-	-	-
-	-	-

FREQ. TABLE X  
 B = 433-434  
 D = 450-470  
 E = 868  
 F = 902-927  
 MT = MOMENTARY TX



\* SAFETY RELAYS

SIGNATURES		DATE	
DRAWN: A. LEWIS		21APR20	
CHECKED: D. STAGG		19JUN20	TITLE / DESCRIPTION
ENG: D. STAGG			SYSTEM CONFIGURATION SHEET, REMTRON IR OCU TO MCU CONFIGURATION
Q.A.:			SIZE / PART NO.
THIS IS A CAD DRAWING. PREPARED IN ACCORDANCE WITH ANSI Y14			B / N/A
DO NOT SCALE DWG.		SCALE NTS	DRAWING NO. 9D04-9061-A001
SHEET 01 OF 01	REVISION A		

THIS DOCUMENT AND ALL INFORMATION CONTAINED WITHIN ARE THE EXCLUSIVE CONFIDENTIAL AND PROPRIETARY PROPERTY OF CATTRON. IT IS NOT TO BE REPRODUCED, NOR IS IT OR ANY PORTION OF IT TO BE USED BY ANY ENTITY, WITHOUT THE PRIOR WRITTEN APPROVAL OF CATTRON. FURTHERMORE, THE INFORMATION CONTAINED WITHIN THIS CORRESPONDENCE IS ALSO TO BE HANDLED IN ACCORDANCE WITH ANY AND ALL CONFIDENTIALITY AGREEMENTS BETWEEN CATTRON AND THE RECEIVER OR USER OF THIS INFORMATION. © COPYRIGHT CATTRON 2019