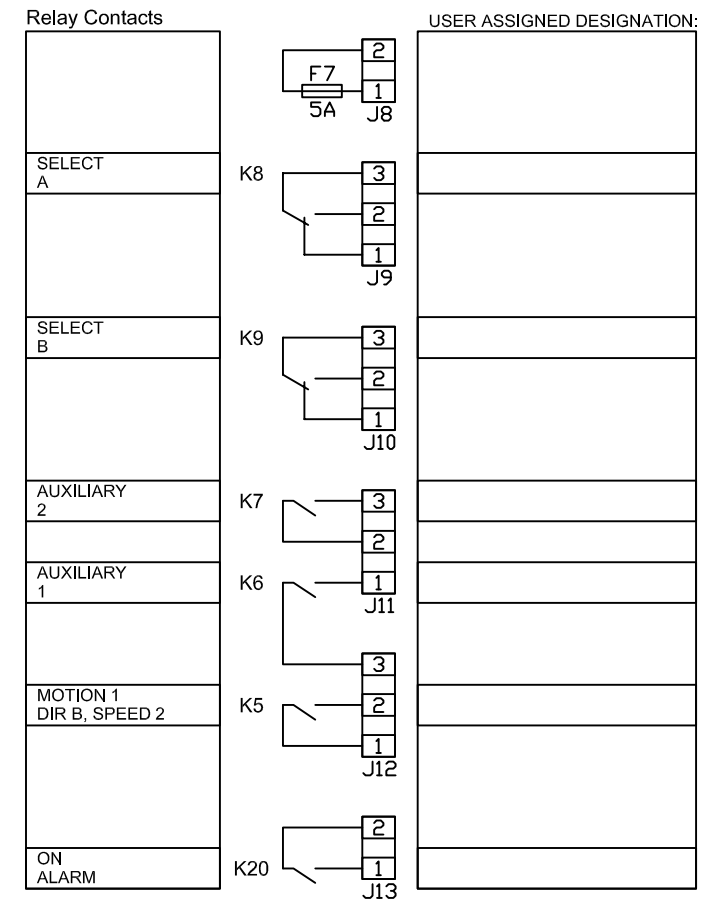
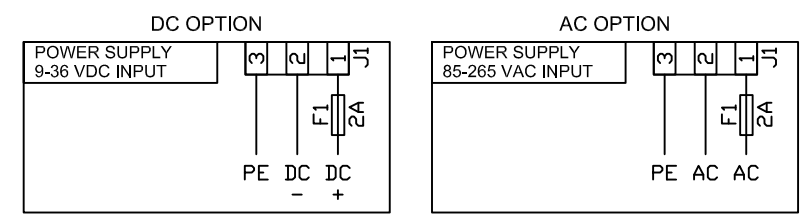


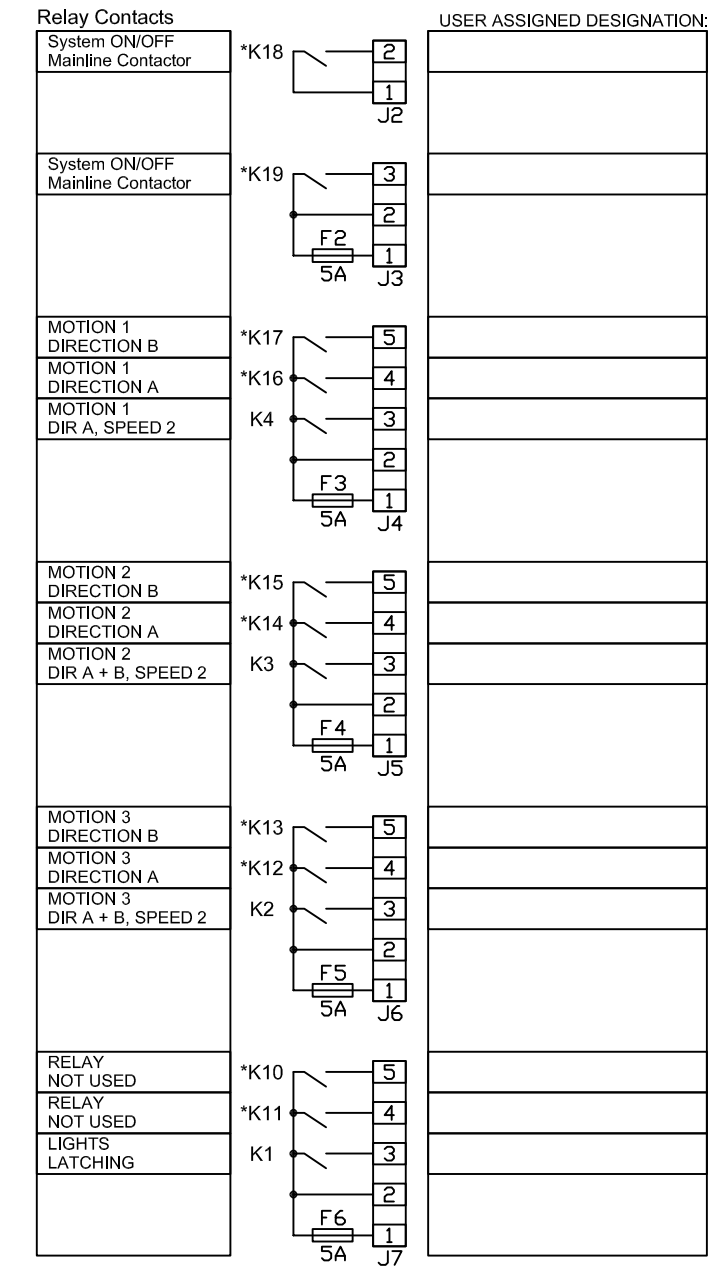
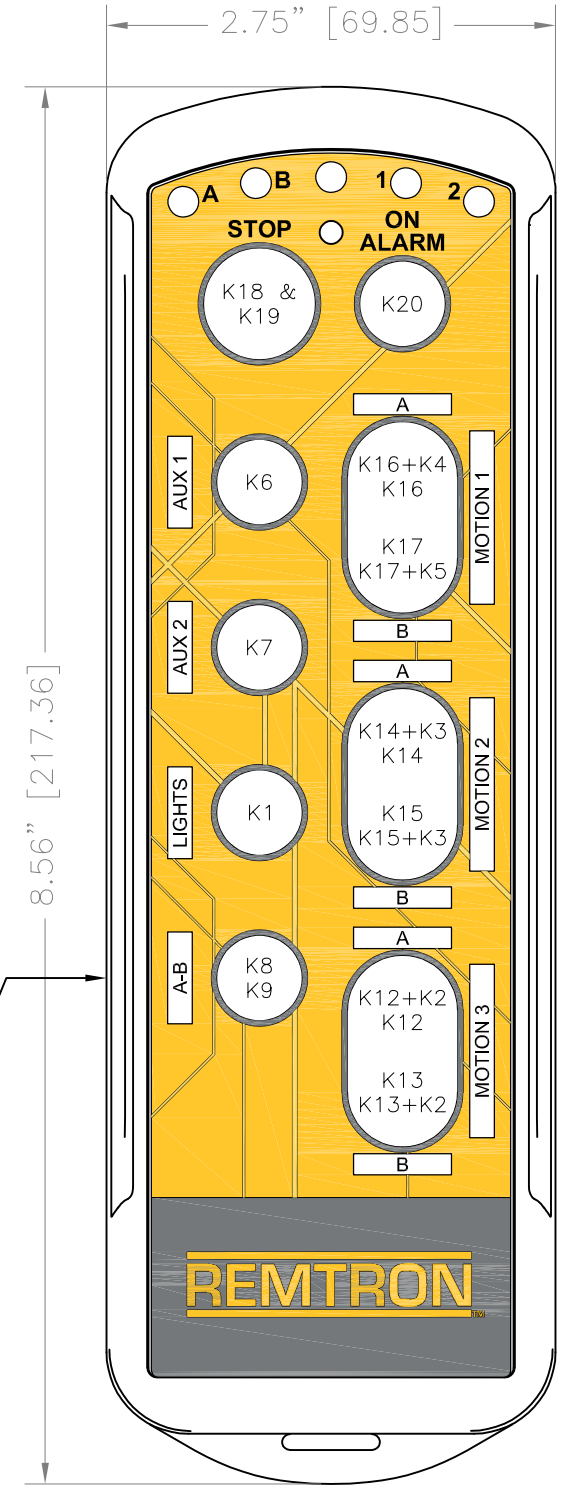
REVISIONS		
REV	DESCRIPTION	DATE
A	DRAWN PER ECD-20-0152	19JUN2020

System Model: 325-HS 17R-VC-L X			
OCU Model: 325-HS-X			
MCU Model: 17R-VC-L-X			
Configuration: 3 MOTION 2 SPEED, A+B SEL, LIGHTS, 2 AUX, ALM			
Motors	Speeds	-	
3	2	-	
-	-	-	
Additional Functions	# OF RLY	Additional Functions	# OF RLY
ON - ALARM	1	A / A+B / B SEL	2
AUX 1	1	-	-
AUX 2	1	-	-
LIGHTS	1	-	-

FREQ. TABLE X
 B = 433-434
 D = 450-470
 E = 868
 F = 902-927
 MT = MOMENTARY TX



HOIST SELECT SEQUENCE			
	HOIST SELECTED	RELAY K8	RELAY K9
INITIAL STATE	NONE	DE-ENERGIZED	DE-ENERGIZED
FIRST PRESS	A	ENERGIZED	DE-ENERGIZED
SECOND PRESS	B	DE-ENERGIZED	ENERGIZED
THIRD PRESS	A+B	ENERGIZED	ENERGIZED
FOURTH PRESS TAKES YOU BACK TO THE INITIAL STATE AND THEN THE CYCLE REPEATS			



* SAFETY RELAYS

SIGNATURES		DATE	
DRAWN: A. LEWIS		21APR20	
CHECKED: D. STAGG		19JUN20	TITLE / DESCRIPTION
ENG: D. STAGG			SYSTEM CONFIGURATION SHEET, REMTRON IR OCU TO MCU CONFIGURATION
G.A.:			SIZE
THIS IS A CAD DRAWING, PREPARED IN ACCORDANCE WITH ANSI Y14			B
DO NOT SCALE DWG.		SCALE	PART NO.
SHEET 01 OF 01		REVISION A	N/A
			DRAWING NO.
			9D04-9061-A005

THIS DOCUMENT AND ALL INFORMATION CONTAINED WITHIN ARE THE EXCLUSIVE CONFIDENTIAL AND PROPRIETARY PROPERTY OF CATTRON. IT IS NOT TO BE REPRODUCED, NOR IS IT OR ANY PORTION OF IT TO BE USED BY ANY INDIVIDUAL OR ENTITY, WITHOUT THE WRITTEN APPROVAL OF CATTRON. FURTHERMORE, THE INFORMATION CONTAINED WITHIN THIS CORRESPONDENCE IS ALSO TO BE HANDLED IN ACCORDANCE WITH ANY AND ALL CONFIDENTIALITY AGREEMENTS BETWEEN CATTRON AND THE RECEIVER OR USER OF THIS INFORMATION. © COPYRIGHT CATTRON 2019